



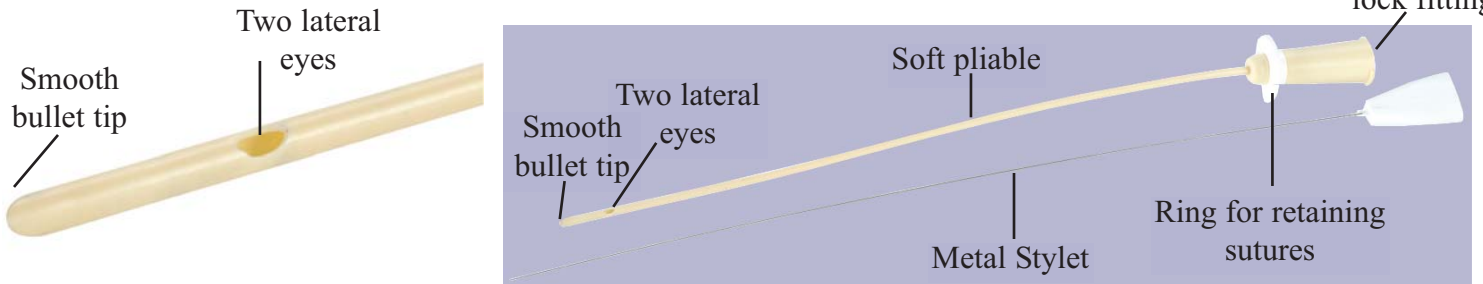
BUSTER TOM CAT CATHETER

Polyurethane/Barium Urinary Catheter

The most comfortable Tomcat Catheter ever made!!



Female luer-lock fitting



A plugged or blocked urethra is an extremely painful condition. This new Tom Cat Catheter is designed for patient comfort, ease of placement, and is very cost effective. No human urinary catheters are made of the rigid or stiff materials used in many veterinary urinary catheters.

- **Soft pliable polyurethane material:** Polyurethane is new, and the preferred material in IV catheters. So why not urinary catheters as well?
- **Can be safely left in situ for 3 days.** Polyurethane is less reactive and softens at body temperature.
- **Styilet to aid placement.** The use of a styilet will give the catheter the stiffness for easy insertion, but is removed upon placement for comfort. Catheters not using a styilet must be rigid for placement. They stay rigid and uncomfortable during their entire time in situ.



- **Barium impregnated:** only urinary catheter that is radiopaque
- **Smooth bullet shaped closed end:** It is recommended to remove the obstruction first then catheterize the patient (See under suggested protocol)
- **Outside suture ring:** useful for retention sutures if desired
- **Two lateral eyes:** less likely to plug. Open ended catheters only have one opening that can more readily be obstructed.
- **Female luer lock fitting:** easy connection to syringe or urine collection bag
- **Considerable savings** over teflon and silicon catheters
- **Sterile**

J153BA 3fr (1mm) diameter x 5 1/4" (130mm) length **Buster Tom Cat Catheter**
J153BB 4fr (1.33mm) diameter x 5 1/4" (130mm) length **Buster Tom Cat Catheter**

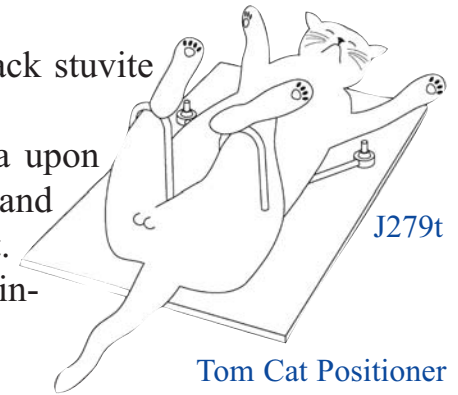
Suggested Protocol

JorVet has a suggested protocol for quick and easy removal of struvite obstructions which are over 95% of feline cases using a triad of products. The anesthetized animal is placed in dorsal recumbency with hind legs pulled gently forward using **J279t Positioner**. (See the suggested protocol on our website at: www.JorVet.com/manuals.)

Other methods such as using saline and open end catheter to propel back struvite into bladder have a couple of concerns.

Open end catheters have sharper edges irritating the urethral mucosa upon passage. They need to be more rigid in order to pass into the urethra and remain that way while in the body. This is uncomfortable for the patient.

Also, Struvite remains in bladder and can easily re-plug the catheter's single opening over time.



Walpoles solution (J-153W). Struvite or triple phosphate crystals form more readily in alkaline urine. Walpoles is a sterile buffered mild acetic acid solution (pH 4.5). It quickly dissolves struvite crystals upon contact. It is buffered and does not irritate or damage the brush border of the urethra's mucosal lining.


2)FUS Olive top needles. These reusable stainless steel needles have a small atraumatic olive tip on a 21g shaft. Available in 3 lengths, luer fitting

J-153C 21g x ½"

J-153D 21g x 1"

J-153E 21g x 1 ½"

These special needles make it easy to flush and lavage the distal end of the feline penis where the most obstructions develop.



Monitoring urine production or output is possible with the **J1027a/J1027 urine collection bag**. It creates a closed system.